



NOVATEL WIRELESS™

AT&T Mobile Hotspot

MiFi® 2372

Quickstart



at&t

Welcome to AT&T

Thank you for purchasing an AT&T Mobile Hotspot, MiFi 2372.

Please use this Quickstart to get a brief overview of the major features of your new MiFi 2372 and DataConnect service

OR

take advantage of our interactive web tutorials at
att.com/Tutorials

for the most complete and up-to-date device setup information. The online tutorials include step-by-step instructions and an easy search function to find what you need quickly.

Thanks again for choosing AT&T.

Getting Started

Insert the SIM and the Battery

1. Slide open the battery door on the back of the device.
2. Insert the SIM card (if not pre-installed) into the SIM slot as shown.



3. Now, insert the battery, lining up the contact points.



4. Slide the battery door closed.

Charge the Battery

Connect the A/C charger to the device and charge for a minimum of 4 hours before use. The LED will flash amber while the device is charging and glow solid amber once charging is complete.

Connecting to the AT&T Mobile Network and Accessing the Internet

Please note that the device is secure. Only users who have the Wi-Fi Password/Key will be able to connect to the Internet with the device. You can find your device SSID and the Wi-Fi Key on the label on the back of the device.



1. Ensure that the device is charged or connected to an electrical outlet.
2. Press the LED power button; the LED light will turn on.
3. A blue Wi-Fi indicator on the front of the device appears when ready to connect.
4. Select the SSID (i.e. MiFi 2372 XXXX) in your computer's Wi-Fi Network Connections list.
5. When prompted for a Password/Key from your Operating System, enter the Wi-Fi Key from the label on the back of the device then click **Connect**.



The blue Wi-Fi light will begin blinking when you have successfully connected your laptop to the MiFi 2372. You are now ready to start using the Internet.

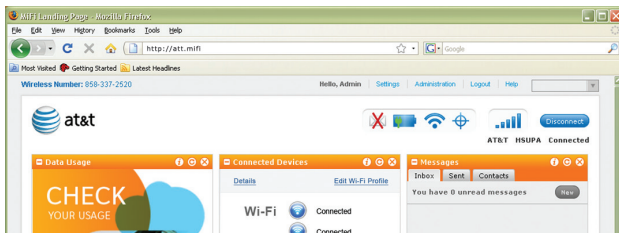
Access Data Usage and Device Settings

You can access the advanced features of your MiFi 2372 through the Web Interface:

1. Launch your web browser (no Internet connection required).
2. Type **att.mifi** in the address bar and hit enter.*
3. Use password **attmifi** to log in (in the top right corner of the Web Interface).

The Web Interface allows you to:

- View your data usage, your messages and the wireless device number
- Change your Wi-Fi Password/Key
- Enable GPS on the device









*Note: Alternatively, you can enter device IP address **http://192.168.1.1**.

LED Indicators


Power/Connection LED



No Light 	No Power	—	Device is powered off
RED 	Error	Flashing:	Low battery
		Solid:	Device error (See Troubleshooting in the web tutorial)
AMBER 	Battery	Flashing:	Battery charging
		Solid:	Battery fully charged
GREEN 	GPRS/EDGE	Flashing:	GPRS/EDGE service is available
		Solid:	Connected to a network using GPRS/EDGE
VIOLET 	UMTS/HSPA	Flashing:	UMTS/HSPA service is available
		Solid:	Connected to a network using UMTS/HSPA
BLUE 	Roaming	Flashing:	Roaming service is available
		Solid:	Connected to a roaming network

Wi-Fi LED



BLUE 	Wi-Fi	No Light:	Wi-Fi is off or plugged into USB port
		Flashing:	On and connected
		Solid:	On with no users connected

Need help?

On the Web

For more information about using your new device, please refer to the interactive web tutorial available at att.com/Tutorials. Select Manufacturer: **Novatel Wireless** and Model: **MiFi 2372** from the drop-down menus.

Additional support is available online including device specifications, troubleshooting and user forums at att.com/DeviceSupport.

On the Phone

Call AT&T Customer Care at 800-331-0500 for assistance with your AT&T service. Please enter the 10-digit wireless phone number associated with your MiFi 2372 when prompted. This will direct your call to a specialized Care team. The wireless phone number associated with your DataConnect rate plan can be found:

- on your sales receipt
- on your monthly statement
- on att.mifi

MiFi, the MiFi logo, Novatel Wireless and the Novatel Wireless logo are either registered trademarks or trademarks of Novatel Wireless, Inc. © 2010 AT&T Intellectual Property. All rights reserved. AT&T, the AT&T logo and all other AT&T marks contained herein are trademarks of AT&T Intellectual Property and/or AT&T affiliated companies. All other marks contained herein are the property of their respective owners.

