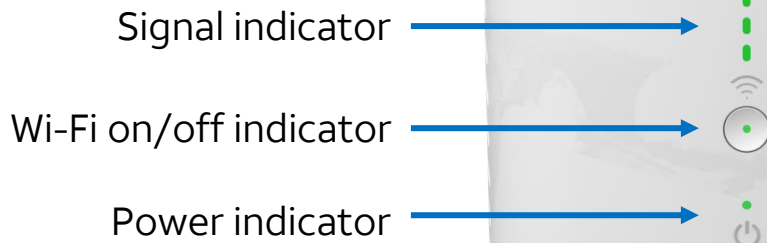



AT&T All-Fi™ Hub (BGW530)

What Do The Lights Mean?

Complete guide to the information the LED lights on your AT&T All-Fi Hub provide.



Front panel diagram



← Signal indicator













← Wi-Fi indicator
This button turns Wi-Fi on/off.

← Power indicator

























LED indicators

All-Fi Hub LEDs	Color	Meaning
	Off Off Off Off	Your All-Fi Hub is starting up.
	Solid Green	Wi-Fi is on
	Solid Green	Power is on
	Chasing Amber LEDs	As your All-Fi Hub powers up or resets, it presents a chasing amber LED animation. This means it's searching for the best signal tower for your service. Please stand by.
	Solid Green	
	Solid Green	

LED indicators – signal status

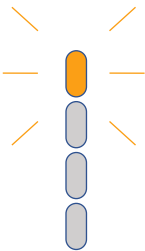

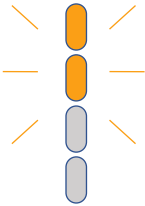

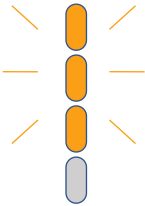

All-Fi Hub LEDs	Color	Meaning
	Off Off Off Solid Green	You have a poor signal . Your All-Fi Hub's Signal LEDs will show 1 green LED. You will need to move the All-Fi Hub to a better location.
	Solid Green	
	Solid Green	
	Off Off Solid Green Solid Green	You have an OK signal . Your All-Fi Hub's Signal LEDs will show 2 green LEDs.
	Solid Green	
	Solid Green	
	Off Solid Green Solid Green Solid Green	You have a great signal . Your All-Fi Hub's Signal LEDs will show 3 or 4 green LEDs.
	Solid Green	
	Solid Green	
	Solid Green Solid Green Solid Green Solid Green	You have a great signal . Your All-Fi Hub's Signal LEDs will show 3 or 4 green LEDs.
	Solid Green	
	Solid Green	

LED indicators

All-Fi Hub LEDs	Color	Meaning
	Solid Green	Normal state
	Solid Green	
	Solid Green	
	Solid Green	
	Solid Green	
	Solid Green	
	Solid Green	Your All-Fi Hub is performing an update. Please wait until the hub reboots and comes back online. Do not unplug power or reboot.
	Solid Green	
	Solid Green	
	Solid Green	
	Blinking Amber	
	Solid Green	
	Blinking Green	Your All-Fi Hub is going through a factory reset. Please wait while it starts back up.
	Blinking Green	
	Blinking Green	
	Blinking Green	
	Blinking Green	
	Blinking Green	
	Solid Green	Wi-Fi is off
	Solid Green	
	Solid Green	
	Solid Green	
	Off	
	Solid Green	

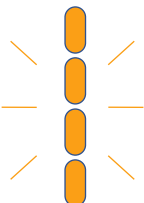








Error LED patterns

Your All-Fi Hub displays error LEDs. Check the Internet Air error codes FAQ to find out what the error code on your Hub means and how to fix it.







All-Fi Hub LEDs	Color	Meaning
	Blinking Amber Off Off Off	E004. No IP address from network.
	Solid Green Solid Red	
	Blinking Amber Blinking Amber Off Off	E400. SIM error
	Solid Green Solid Red	
	Blinking Amber Blinking Amber Blinking Amber Off	E403. Wireless 5G/LTE authentication failure.
	Solid Green Solid Red	

Error LED patterns (continued)

Your All-Fi Hub displays error LEDs. Check the Internet Air error codes FAQ to find out what the error code on your Hub means and how to fix it.

All-Fi Hub LEDs	Color	Meaning
	Blinking Amber Blinking Amber Blinking Amber Blinking Amber	E013. DNS down
	Solid Green	
	Solid Red	
	Off Off Off Off	E405. Wireless 5G/LTE connection not detected.
	Solid Green	
	Solid Red	
	Off Off Off Off	E009. High temp warning
	Solid Green	If this occurs but the device is not restarting or has not recently been moved, this could indicate the device may be overheating. Try unplugging the device to allow it to cool or relocate it away from any heat or sunlight.
	Solid Green	

Additional LED indicators

All-Fi Hub LEDs	Color	Meaning
	Off	Your All-Fi Hub has no power. Check power supply.
	Off	
	Off	
	Off	
	Off	
	Off	

Back panel (informational, no LEDs)

